




# ELISE

90cm & 110cm Available in Dual Fuel



*Nickel knobs & fittings*



*Slide out grill*



*Optional extra griddle plate  
Not included standard*


*Choose your colour*




**MADE IN BRITAIN**  
SINCE 1830

# Specifications - Elise

	ELISE 90 DUAL FUEL ELS90DF + COLOUR	ELISE 110 DUAL FUEL ELS110DF + COLOUR
MODEL NUMBER	ELS90DF + COLOUR	ELS110DF + COLOUR
WIDTH (MM)	900	1092
DEPTH EX   INC HANDLES (MM)	598   650	598   650
HEIGHT - UP TO HOTPLATE (MM)	910   935	910   935
HOB RATINGS - KW ELECTRIC, MJ GAS	1 X 3.8 - 15.2MJ< 1 X 3.0 - 12.3MJ 2 X 1.55 - 6.2MJ 1 X 0.82 - 3.7MJ	2 X 3.8 - 15.2MJ< 1 X 3.0 - 12.3MJ 2 X 1.55 - 6.2MJ 1 X 0.82 - 3.7MJ
TOTAL MJ RATING **	43.6	55.9
RATED CONNECTED LOAD (KW) @230V	7.4	7.4
RATED CONNECTED LOAD (AMPS) @230V	33	33
ELECTRICAL CONNECTION (AMPS) #	N/A	N/A
OVEN CAPACITY LITRES LH   RH >	79   67	79   79
OVEN TEMPERATURE	80°C - 240°C	80°C - 240°C
TELESCOPIC SHELVES   SUITS BOTH OR LH OVEN	INCLUDED   BOTH	INCLUDED   BOTH
OVEN FUEL LH   RH	ELECTRIC   ELECTRIC	ELECTRIC   ELECTRIC
OVEN TYPE LH   RH	MULTI FUNCTION   FAN	MULTI FUNCTION   FAN
INTERNAL OVEN CAVITY WXD XH (MM) - LEFT	466 X 385 X 438	466 X 385 X 438
INTERNAL OVEN CAVITY WXD XH (MM) - RIGHT	296 X 386 X 575	466 X 385 X 438
SEPARATE GRILL	GLIDE OUT	GLIDE OUT
GRILL FUEL	ELECTRIC	ELECTRIC
GRIDDLE	OPTIONAL EXTRA SIT ON GRIDDLE	OPTIONAL EXTRA SIT ON GRIDDLE
WOK CRADLE	SUPPLIED	SUPPLIED
CAST IRON PAN SUPPORTS	YES	YES
FLAME FAILURE SAFETY DEVICE	YES	YES
ELECTRONIC IGNITION	UNDER KNOB	UNDER KNOB
DOOR OPENING LH   RH	SIDE   SIDE	SIDE   SIDE
DOOR TYPE LH   RH	SOLID   SOLID	SOLID   SOLID
OVEN LIGHT	X 1	X 2
CATALYTIC LINERS	SIDES (LH)	SIDES
STORAGE DRAWER	NO	YES
<b>OVEN FUNCTIONS</b>		
BASE HEAT	YES	YES
BROWNING ELEMENT	YES	YES
CONVENTIONAL OVEN	YES	YES
DEFROST	YES	YES
FAN ASSISTED	YES	YES
FANNED GRILLING	YES	YES
FAN OVEN	YES	YES
<b>AVAILABLE COLOURS</b>		
BLACK	YES	YES
WHITE	YES	YES
CREAM	YES	YES
STAINLESS STEEL	YES	YES
SLATE	YES	YES
CHERRY RED	YES	YES
CHINA BLUE	YES	YES
CHARCOAL BLACK	YES	YES
MINERAL GREEN	YES	YES
STONE BLUE	YES	YES
FITTINGS	BRUSHED NICKEL	BRUSHED NICKEL
WEIGHT	131KG	137KG
5 YEAR WARRANTY	YES	YES



90cm Gas



110cm Gas



KEY: ^ Adjustable height, LH Left hand oven, RH Right hand oven, \*\* Incl. oven where applicable, < Multi ring wok burner, > Litres based on European Standards | Measurements, #Using assessed maximum demand. Not all zones can be used at once. Consult with a licensed electrician.